



T440/T470



KENWORTH.
The World's Best.



T440 Extended Day Cab



VERSATILE

PRODUCTIVE

EFFICIENT

MAKING DELIVERIES OR WORKING CONSTRUCTION, GET HEAVY-DUTY PERFORMANCE FOR MEDIUM-DUTY APPLICATIONS

When “medium duty” just doesn’t seem heavy duty enough for the job you have in mind, turn to a Kenworth T440 or T470. Serious workhorse solutions for more demanding regional haul, pickup and delivery, municipal and vocational applications, these vehicles far outpace other trucks in this category. Each is available in a straight truck or tractor in GVW ratings from 33,000 lbs to 68,000 lbs.

RELIABLE

The T440 features modern aerodynamic styling, excellent visibility and maneuverability, superior ergonomics, and a fuel efficient powertrain – all, in a robust chassis design meant to deliver a lot more value over the long haul.

The versatile new Kenworth T470 merges just the right mix of brain and brawn to forge a whole new class at the heavy end of what is usually termed “medium duty.” With full parent rail extensions providing maximum resistance to bending moment (RBM) from one end of the rail to the other, the T470 supplies a solid and durable mounting platform for hydraulic pumps, winches, front stabilizers and snow plows.

MANEUVERABLE



T470 Extended Day Cab

TOUGH ON THE JOB, EASY ON THE DRIVER


Kenworth's legendary conventional cab – a strong and quiet environment unmatched in the industry for its craftsmanship, longevity and comfort – is part of the package. A low step-in height, fully-trimmed -- doghouse-free -- interior, advanced heating and cooling system and state-of-the-art control all combine to enhance productivity and reduce fatigue. No matter how many trucks you own, here is the reason your drivers will line up for the keys to the Kenworth.



The easy-to-clean, durable and spacious interior features wide-open visibility, first-class seating in configurations to match your requirements and plenty of storage. It incorporates the same highly reliable and ergonomic multiplexed dash available in Kenworth's Class 8 product line. The popular Driver Information Center, standard on the T440 and T470, enables your operator to optimize vehicle performance like never before. Shown here with Kenworth's optional Nav+ HD business tool incorporating truck route navigation, vehicle monitoring, Bluetooth, diagnostics, SiriusXM Satellite Radio®, MP3 player, camera with multiple input options, virtual gauges and much more.

OF COURSE YOU HAVE CHOICES. THIS IS YOUR KENWORTH.

As a custom truck builder, Kenworth offers more job-specific and factory-installed options than any other manufacturer of heavy and medium-duty vehicles. The result is an integrated, fully-engineered, job-ready solution you can depend on -- right from the start. Here are just a few of the choices you might consider when you order yours -- including some exclusive items you simply can't get anywhere else.



To meet your specific job requirement, you have the rugged PACCAR PX-9 engine rated up to 380 HP and 1,250 lb-ft of torque or the Cummins ISL-G at 320 HP and 1,000 lb-ft of torque.



Kenworth's T470 grille is made of stamped stainless steel -- not plastic or pot metal. It's mounted to the radiator allowing the hood to swing clear of front mounted equipment. The bumper is constructed of three pieces for fast, economical installation of winches, PTOs and other front-end equipment.



When the schedule requires a layover, Kenworth's 38-inch AeroCab® sleeper provides a welcome sanctuary and the kind of versatility that keeps your operation on the move.



DEF tanks in three sizes complement your choice of fuel tank size and provide fill interval options appropriate for your application. Fuel tanks in 22" and 24.5" range in size from 56 to 150 gallons. Polished aluminum fuel tanks and polished stainless steel DEF tank covers are also available.



Cab corner and back windows greatly enhance visibility in tight places.



Heavy-duty crossmembers and 3-hole gussets strengthen the backbone of the T440 and T470, preparing it for the pounding your job dishes out. They can be replaced in less than 10 minutes with no special tools.



An advanced forward lighting system provides up to 30% more down-road coverage than conventional sealed beam designs. Choose the standard halogen or optional HID Xenon lamps.



For those applications where frame space is at a premium and body installation requires a clear back of cab, the optional 6.9 gallon DEF tank is conveniently located under the rear corner of the cab.

T440 AND T470 COMMON SPECIFICATIONS - GVW 33,000 TO 68,000 LBS.

Engine

- PACCAR PX-9 Engine, 260 HP, 720 lb-ft of Torque
- PACCAR PX-9 Engines up to 380 HP
- Cummins ISL-G Natural Gas Powered Engines up to 300 HP
- Fire Truck Ratings Available up to 400 HP
- CARB Emission Reduction Feature Available

Starting & Charging

- Electrical System with Centralized Power Distribution Incorporating Plug-In Style Relays & Circuit Protection for Serviceability
- 160 Amp Bosch Alternator
- 130 and 320 Amp Alternator Options
- PACCAR 12 Volt Starter
- Two PACCAR Dual Purpose Batteries
- 3 Dual purpose, 2 Starting and 2 or 3 Deep Cycle Optima Batteries

Exhaust Options

- DPF & SCR RH Under with Vertical Tailpipe RH Side of Cab
- DPF & SCR RH Under with Vertical Tailpipe RH Back of Cab
- Vertical Independent SCR/DPF RH/LH Back of Cab
- Vertical Independent Muffler RH Back of Cab (ISL-G Only)
- Horizontal Catalyst/Horizontal Tailpipe (ISL-G Only)

Transmission

- Eaton Fuller FS6406A 6-Speed
- Clutch - Eaton Fuller
- 6, 9, 10, 11 and 13 Speed Eaton Fuller Transmissions
- Eaton Ultra Shift Plus Transmissions
- Allison Automatic 5 and 6 Speed HS, RDS and EVS

Frame / Axle / Suspension / Brakes

- Frame - 10 5/8" x 3 1/2" x 5/16" Steel - 120,000 psi - Heat Treated
- Frame - 10 3/4" x 3 1/2" x 3/8", 10 11/16" x 3 1/2" x 1/2", 11 5/8" x 3 1/2" x 3/8"
- Full Frame Insert for 10 5/8", 10 3/4" and 11 5/8"
- Partial Inserts for 10 5/8", 10 3/4" and 11 5/8"
- Front Axles - Meritor, 12,500 lb.
- Front Axles - Dana Spicer, 12,000 to 22,000 lb.
- Front Axles - Meritor, 12,500 to 20,000 lb.
- Front Springs - Taperleaf w/Shocks, 12,000 lb.
- Front Springs - Taperleaf w/Shocks, 13,200 to 22,000 lb.
- Single Rear Axle - Dana Spicer, 21,000 lb.
- Single Rear Axles - Dana Spicer, 22,000 to 30,000 lb.
- Dual Rear Axles - Dana and Meritor from 40,000 to 46,000 lb.
- Rear Suspension - Reyco 21,000 lb.
- Rear Suspension - 23,000 to 46,000 lb. - Kenworth, Reyco, Hendrickson, Neway & Chalmers
- Single Pusher Axle
- Single Tag Axle
- ABS System - Bendix

Wheels / Tires

- Wheels - Steel 22.5"
- Aluminum 22.5" & 24.5"
- Alcoa Dura-Bright, LVL One and Ultra One Aluminum Wheels**
- Tires - Bridgestone
- Up to 425 Series

Fuel / DEF Tanks

- Aluminum - 56 Gallon, 22" Round Aluminum
- Round Aluminum 22" and 24.5" from 75 to 150 gallons
- DEF Tanks - Small, Medium, Large and Clear BOC

Battery Boxes / Bumpers

- Aluminum & Steel Battery Box with Aluminum Diamond Plate Cover
- In Cab Battery Box Under Passenger Seat

Cab / Hood / Interior

- Cab - Aluminum and Composite
- Extended Day Cab
- 38" AeroCab FlatTop Sleeper
- Cab Air Suspension
- Interior - Smooth Gray Vinyl with Black Dash Trim
- Power Door Locks
- Passenger-side Electric Window
- Kenworth Air Cushion High Back Driver Seat
- Kenworth Intermediate and High Back, Air and Toolbox Rider Seats
- 2-Person Bench Seat
- Sears Driver and Rider Seats
- Rear Cab Corner Windows
- Kenworth Multifunction Driver Information Center
- 9 Gauge Instrumentation
- 7.5" x 5" Body Builder Instrument Panel
- 4 Additional Gauge Locations
- Workstation Between Seats
- Halogen Projector Headlamps
- Xenon Headlamps
- Kenworth Nav+ HD

Special Equipment & Options

- Aerodynamic Heated Mirrors
- Heavy Duty Crossmembers
- Factory Installed PTO's
- Quiet Cab® Package
- Switch & Wiring for Customer Installed Fog Lights & Floodlights
- Left & Right Cab Mounted Halogen Spotlights
- Single and Dual Beacon Lights
- Factory Installed BOC Floodlights
- Daytime Running Lights
- Multi-function Engine Connector for Body Builder Interface
- Bodybuilder Harness

- Adjustable Telescoping Tilt Steering Column
- Remote Keyless Entry
- Bumper Delete
- NFPA Compliance Options

T440 SPECIFIC OPTIONS

Frame / Axle / Suspension / Brakes

- 49.4" Bumper Setting

Bumpers

- Bumper - Steel Channel - Chrome
- Bumper - 3-Piece Aerodynamic
- Bumper - Tapered Steel Channel - Painted

Cab / Hood / Interior

- Hood - Sloped Aerodynamic

T470 SPECIFIC OPTIONS

Engine Equipment

- Front Engine PTO Adaptor

Frame / Axle / Suspension / Brakes

- 50.5" Bumper Setting
- 73" Extended Bumper Setting

Bumpers

- Bumper - Tapered Aluminum Channel - Natural Finish
- Bumper - 3-Piece Offset Aluminum or Steel
- Bumper - Tapered Chrome Steel Channel

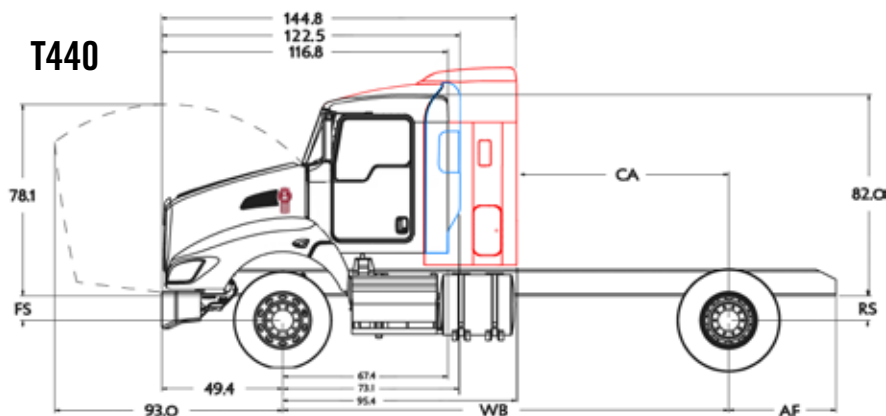
Cab / Hood / Interior

- Hood - Sloped with Fixed Grille

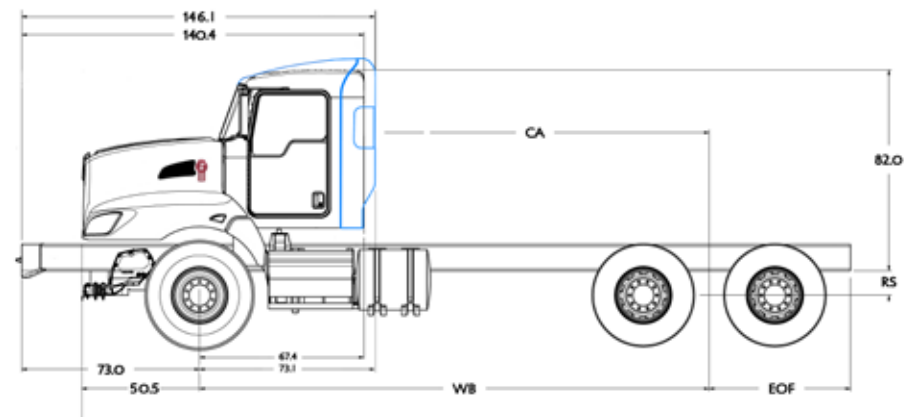
Special Equipment & Options

- Rear Engine Power Take Off (REPTO)
- Front Engine Power Take Off (FEPTO)

T440



T470



HEAVY-DUTY SUPPORT WHENEVER - AND WHEREVER - YOU NEED IT

The reliability and moneymaking potential of your business relies on the dependability of your support system – another great reason to invest in a Kenworth.



The minute you take delivery of your Kenworth, you gain 24/7 access to one of the most extensive and reliable parts and service organizations in the trucking industry. People dedicated to helping you maximize uptime, optimize truck performance and profit from your investment. When your truck needs attention – no matter the make or model – PremierCare ExpressLane guarantees a professional service assessment and an estimate of the time and cost of repair within two hours. When you want to know your options. Now.



Perhaps you'd prefer to focus your attention and resources on your core business, save interest expense and improve cash flow. PacLease offers a number of truck rental and leasing programs that can be tailored to fit your operating requirements precisely. www.paclease.com

Start with a lender who understands your business. PACCAR Financial has served owner-operators and fleets for nearly 50 years, matching individual requirements with customized financing packages at attractive and competitive rates. Financing has never been this easy. www.paccarfinancial.com



A PACCAR COMPANY

KENWORTH TRUCK COMPANY
P.O. Box 1000
Kirkland, Washington 98083-1000
(425) 828-5000

CANADIAN KENWORTH COMPANY
6711 Mississauga Road N.
Mississauga, Ontario L5N 4J8
(905) 858-7000



Note: Equipment and specifications shown in this brochure are subject to change without notice. Consult with your Kenworth dealer at time of ordering for standard and optional equipment.

* SiriusXM is a registered trademark of Sirius XM Holdings Inc.

** Dura-Bright, Lvl One and Ultra One are registered trademarks of Alcoa Inc.

T440T470/15

© 2015 Kenworth Truck Co.